

Summer term 2
2025

Lord Nelson

Year 2
7 week study



What's it all about?





In this topic your child will be learning about the life of Lord Nelson.



Outcome:

At the end of the topic children will be able to discuss the key events in Lord Nelson's life.

Curriculum Focus:

Subject:	Outcomes:	Vocabulary:	
<p>In History children will learn:</p> 	<ul style="list-style-type: none"> list the significant parts of Lord Nelson's life. how and why Lord Nelson is remembered. 	<p>Capatin, ship, victory, battle, Lord Nelson, Buckler's Hard, ship building, shipyard, Trafalgar, admiral, Temeraire, Horatio, oak, officer, canon, flagship, Portsmouth, historic dockyard, Chattam</p>	<p><u>Who was Lord Nelson?</u> Lord Nelson was an Admiral in the British Navy.</p> <p><u>When was Lord Nelson alive?</u> Lord Nelson was born on 29th September 1758 and died on 21st October 1805.</p> <p><u>Why is he famous?</u> Lord Nelson is famous for being one of the greatest naval heroes, fighting in the Napoleonic Wars.</p>
<p>D.T.</p> 	<ul style="list-style-type: none"> design and make a badge by sewing pieces of material together. 	<p>join, design, purpose, staple, glue, sew, tape, scissors, thread, needle, stapler, badge, joining and finishing techniques, tools, fabrics, components, template, pattern pieces, mark out, join, decorate, finish, features, suitable, quality mock-up, design brief, design criteria, make, evaluate, user, purpose, function</p>	<p><u>How can fabric be measured?</u> Fabric can be measured by creating a paper pattern.</p> <p><u>Why do we use sewing?</u> Sewing is an effective way to join fabric.</p> <p><u>What images could you use to commemorate Lord Nelson?</u> portrait, boat, cannon, hat, oak tree</p>
<p>In Art children will:</p>  	<ul style="list-style-type: none"> create self-portraits. 	<p>observational, pencil - HB, B, 2B, 4B Paint - colour, blue, red, yellow, purple, green, orange, black, white, brown, tint, hue, shade brush, mixing palette, towel, line, shape, pastel, felt tip, pencil base</p>	<p><u>Who was Pablo Picasso?</u> Pablo Picasso was a Spanish painter who was born in 1881 and died in 1973.</p> <p><u>What was Picasso's art style?</u> Picasso was an abstract artist. He is known for developing a style called Cubism.</p> <p><u>Who was Hans Holbein?</u> Hans Holbein was a German painter who was born in 1497 and died in 1543.</p> <p><u>What was Holbein's art style?</u> He was a great portrait painter and painted Henry VIII.</p> <p><u>How can we use paint to colour mix?</u> We can make different colours by mixing different primary colours together.</p>

Ways to support your child at home:

- ❖ Research information about out about Lord Nelson.
- ❖ Draw self-portraits.
- ❖ Read 3 times a week with your child.
- ❖ Practise weekly spellings.



In addition to the topic based learning outlined above, your child will also be learning to:

In Maths the children will practise using addition, subtraction, multiplication and division to solve problems.



In R.E. your child will learn about the concept of protection through the Hindu festival of Raksha Bandhan.

In P.E. children will be developing their agility when chasing balls and improving static balances on the floor.

In Computing the children will use the internet to find information about famous people.

In P.S.H.E. the children will be learning about how to resolve conflicts in the HeartSmart unit 'No Way Through,' Isn't True!'.

In Music the children are using voice to explore sounds and sing together.

In Science the children will be learning about forces and how they can act on different materials.

Important Dates:

Monday 2nd June INSET day

Thursday 5th June Year 2 Listen2Me Concert at 9am - parents welcome

Thursday 5th, Friday 6th, Monday 9th, Thursday 12th June Year 2 swimming mornings

Wednesday 11th June Class Photos

Thursday 19th June Clean Air Day

Monday 23rd June Year 2 trip to Buckler's Hard

Wednesday 25th June Sports Morning followed by a picnic lunch

Wednesday 25th June Year 2 Transition afternoon at Blackfield Primary

Wednesday 2nd July Year 2 Leavers' Service at Romsey Abbey - more details to follow

Thursday 3rd July Year 2 transition morning at Cadland Primary


Friday 4th July Year 2 transition day at Blackfield Primary

Wednesday 16th July Praizin' Hands - All Change performance **Work sharing 3.20pm - 4.30pm**

Tuesday 22nd July Year 2 Leavers' Service - Last day of the summer term

Focus Author:

This half term we are reading books by Giles Andreae.



The World



This half term our focus continent is: Europe

